
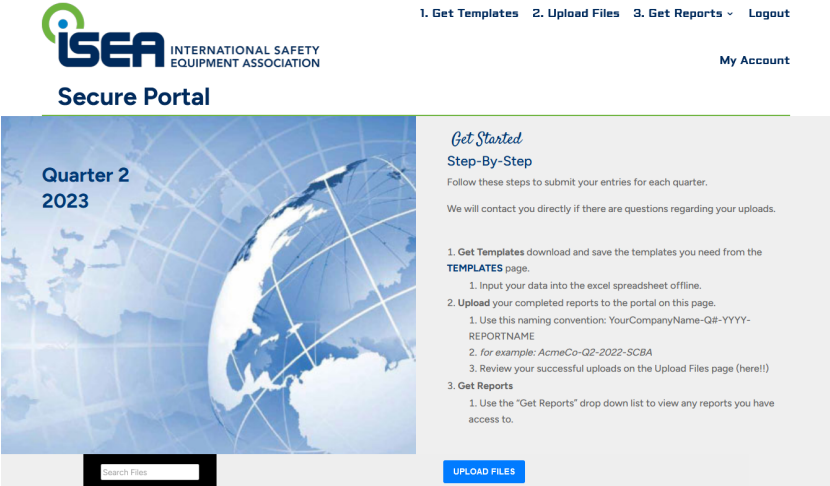


ISEA Mkt Data Report Program

Portal Instructions

<p>Login</p> <p>Visit: https://ISEA.bluewagongroup.com</p> <p>Login with the username you were assigned OR the email attached to the user account</p>	
<p>Once logged in, you have 3 steps:</p> <p>1 - Get Templates If you need a “fresh” template, download them here.</p> <p>2 - Upload Files You’ll spend most of your time here and this is the default page after sign-in. You can upload reports or browse any files you previously uploaded</p> <p>3 - Get Reports Use the drop down to select the desired report. You can find previous quarters/years here as well.</p>	 <p>My Account Allows you to change your email address or password. If you are leaving your role, you can use MyAccount to change the email address to your replacement.</p> <p>Logout Remember to logout so others cannot access this page from your computer.</p>

Upload Files

Scroll down below the "Upload Files" button.

You will see any files you have previously uploaded.

You can add a "file detail description" for internal use if desired.

1. Get Templates download and save the templates you need from the **TEMPLATES** page.

1. Input your data into the excel spreadsheet offline.

2. Upload your completed reports to the portal on this page.

1. Use this naming convention: YourCompanyName-Q#-YYYY-REPORTNAME
2. for example: AcmeCo-Q2-2022-SCBA
3. Review your successful uploads on the Upload Files page (here!!)

3. Get Reports

1. Use the "Get Reports" drop down list to view any reports you have access to.

Download Templates

Click the "Get Templates" link to see the templates for the current year.

1. Get Templates 2. Upload Files 3. Get Reports - Logout My Account

Click the link to download a template:

- CBRN Template
- EYEB&FACE Template
- FALL Template
- HEAD Template
- HEARING Template
- HIVIS Template
- SCBA Template

A service by

Downloading reports

Access to final reports is custom to each participating user.

Hover over the "Get Reports" option.

Any reports for which your account has access will appear in the list.

1. Get Templates 2. Upload Files 3. Get Reports - Logout My Account

INTERNATIONAL SAFETY EQUIPMENT ASSOCIATION

Get Started Step-By-Step

Follow these steps to s

We will contact you dir

- 1. Get Templates down

TEMPLATES page.

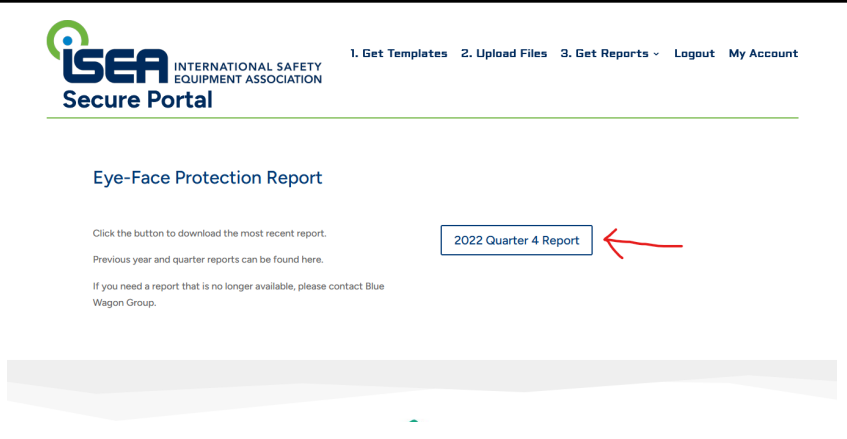
1. Input your data into the excel spreadsheet offline.

2. Upload your completed reports to the portal on this page.

1. Use this naming convention: YourCompanyName-Q#-YYYY-REPORTNAME
2. for example: AcmeCo-Q2-2022-SCBA
3. Review your successful uploads on the Upload Files page (here!!)

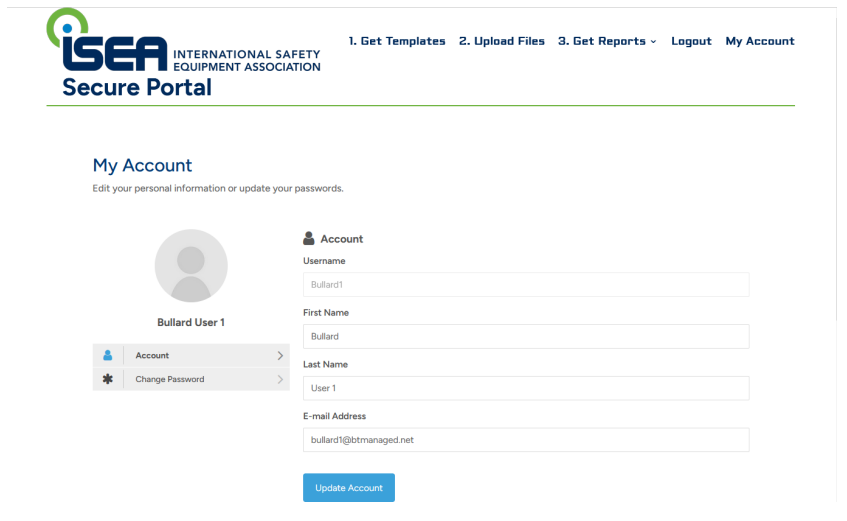
On a group's report page you can download the latest published report.

Previous years/quarterly reports may also be found here.



My Account

Update your email and password if needed. (Usernames cannot be changed.)



QUESTIONS?

ISEA.MktData@bluewagongroup.com

